

## SAMPLE POSITIONING OF PORTABLE LOOP UNIT




At a kiosk, cashier counter, or reception desk, the personal hearing loop can be positioned behind glass or Plexiglas, but should be as close to the telecoil user as possible. An auxiliary, plug-in microphone can pick up the staff person's voice if more sound is needed than is provided by the unit's internal microphone or if the loop is placed on the telecoil user's side of the barrier.




An additional plug-in microphone can capture a voice at the far end of a conference table, book club meeting, or outside family gathering. Useful any time a telecoil user is "distanced more than 6 feet from a speaker – but especially so during COVID recommendations!


Medical reception desks at Hearing Life, Hearing Associates, The Eye Center & Hirons Drugs provide counter loops that both allow social distancing through the Plexiglas barrier and comply with HIPPA privacy.



Hearing specialists offices, such as Hearing Associates, use a portable loop to demonstrate the effect of a telecoil and to practice accessing the program.




Above: some other Eugene-area businesses with reception desk loops  
 Mercedes Benz  
 Eugene Hotel Retirement Community  
 Isler CPA  
 YMCA



**Cultural institutions, clockwise:**

Jordan Schnitzer Museum of Art, Eugene;  
 John G. Shedd Aquarium, Chicago;  
 Clyfford Still Museum, Denver



**Creative personal uses below:**

Draping the plug-in microphone over a glass barrier outdoors;  
 2 Ohio HCAA members using the same loop in a restaurant  
 2 Carleton College students working on a project

